

Scaled data based on original data using
LM-79-08 Approved Method: Electrical and Photometric Measurements of Solid-
State Lighting Products

Test Report Prepared for
Cooper Lighting Solutions
(formerly Eaton)

Brand: McGRAW-EDISON

Report Number: P270218

Luminaire Tested: **GWC-AF-02-LED-E1-SLL-7027-600**

Issue Date: 3/3/2020

Test Information

Test Method: LM-79-08
Report Number: P270218
TEST IS SCALED FROM IESNA LM-79-08 TEST DATA (P24296)
Test Lab: INNOVATION CENTER P2
Issue Date: 3/3/2020
Manufacturer: COOPER LIGHTING SOLUTIONS (FORMERLY EATON)
Product Line: MCGRAW-EDISON
Catalog Number: GWC-AF-02-LED-E1-SLL-7027-600
Description: GALLEON WALL LUMINAIRE
(2) 70 CRI, 2700K, 615mA LIGHTSQUARES WITH 16 LEDS EACH AND SPILL LIGHT ELIMINATOR LEFT OPTICS
Light Source: -
Ballast/Driver: ELECTRONIC DRIVER

Summary

Lumens per Lamp: N/A
Luminaire Lumens: 6249.2 lumens
Efficiency: N/A
Efficacy: 94.7 lumens/watt
Luminous Opening: Rectangular (W 1' x L: 0.5' x H: 0')
IES Classification: Type IV - Short - Non-Cutoff
BUG Rating: B1 - U0 - G2

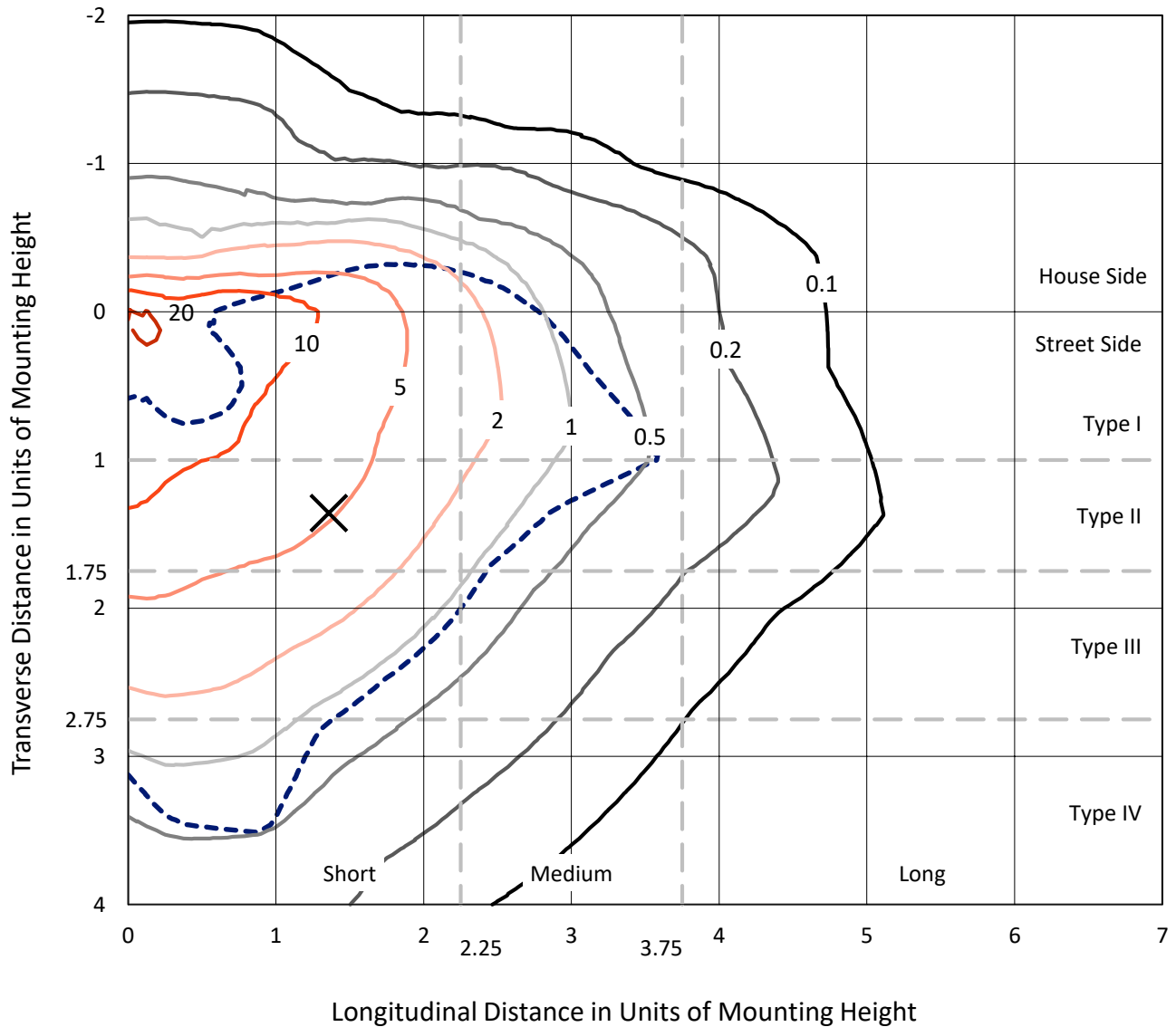
Input Watts (W): 66
Input Voltage (V): NR
Input Current (Ain): NR
Voltage Rise (V): NR
Power Factor: NR
Total Harmonic Distortion (THDi): NR
Frequency (hertz): 60
Stabilization Time: NR
Operation Time: NR
Ambient Temperature (°C): NR
Test Distance: 25 FT



REPORT NUMBER: P270218
 CATALOG NUMBER: GWC-AF-02-LED-E1-SLL-7027-600

Iso-Footcandle Lines of Horizontal Illumination

✕ Max cd
 - - - 1/2 Max cd

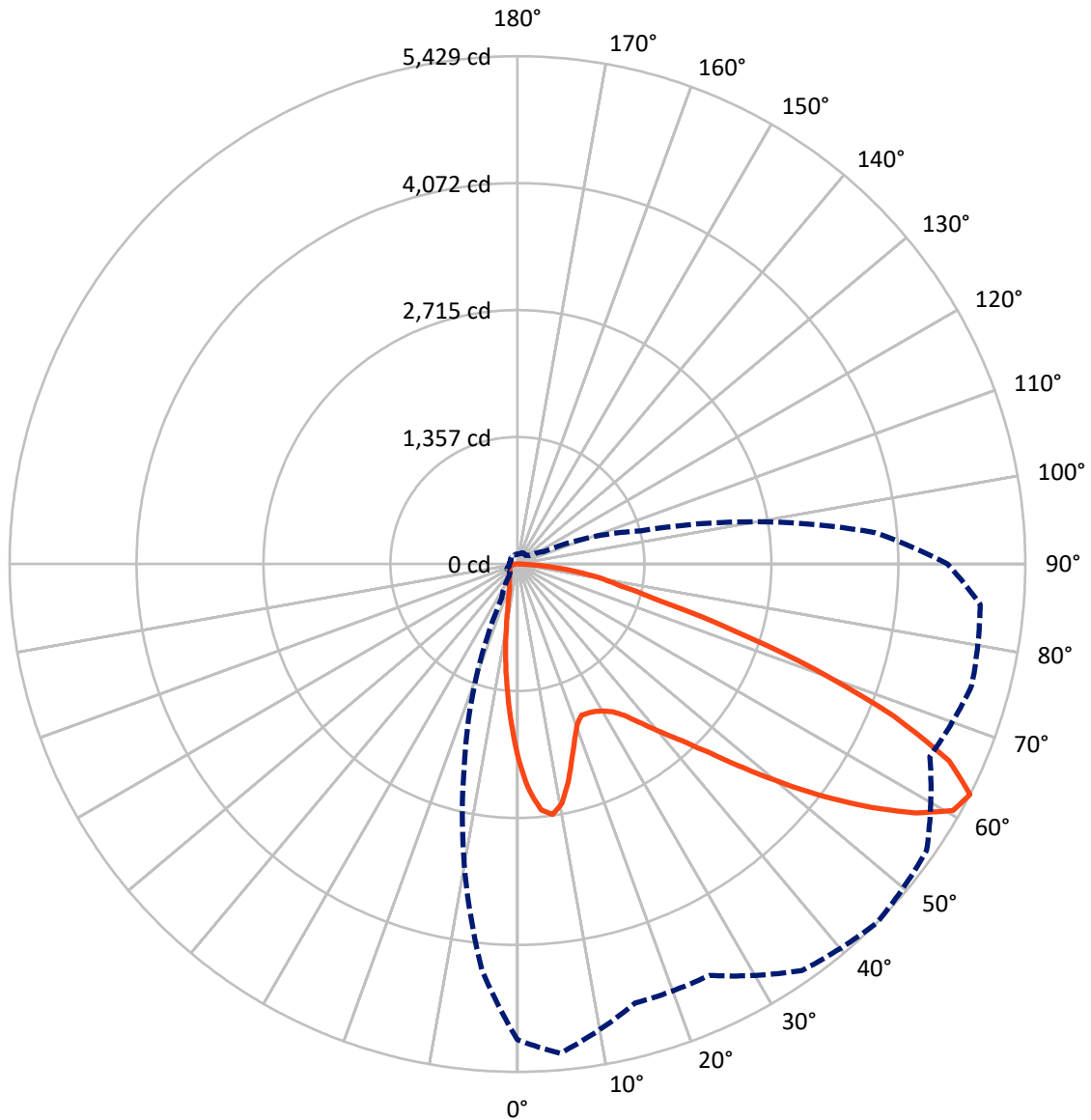


Based on 10 foot mounting height. Maximum calculated value = 24.8 fc
 Type IV - Short - Non-Cutoff

REPORT NUMBER: P270218

CATALOG NUMBER: GWC-AF-02-LED-E1-SLL-7027-600

Luminous Intensity Polar Plot



— Vertical Plane Through 45-Deg Lateral - - - Horizontal Cone Through 62.5-Deg Vertical

REPORT NUMBER: P270218

CATALOG NUMBER: GWC-AF-02-LED-E1-SLL-7027-600

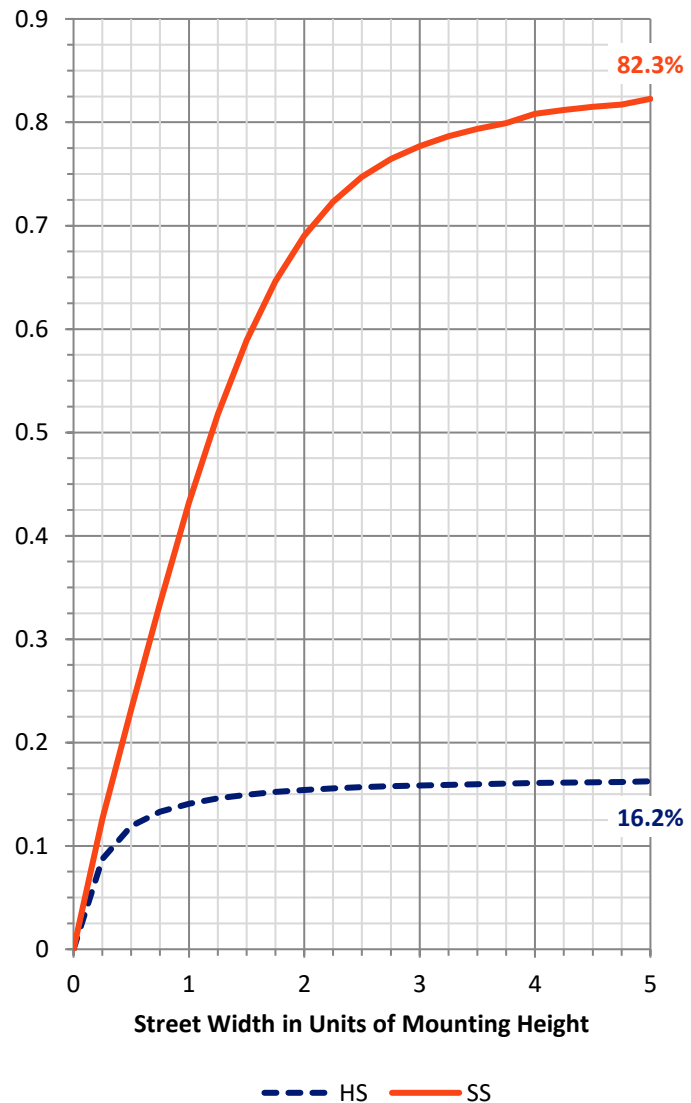
FLUX DISTRIBUTION:

		Downward	Upward	Total
House Side	Lumens	1034.2	0.0	1034.2
	% Fixture	16.5	0.0	16.5
Street Side	Lumens	5215.0	0.0	5215.0
	% Fixture	83.5	0.0	83.5
Total	Lumens	6249.2	0.0	6249.2
	% Fixture	100.0	0.0	100.0

ZONAL LUMENS:

Zone	Lumens	% Fixture
0°-10°	153.7	2.5
10°-20°	281.8	4.5
20°-30°	410.9	6.6
30°-40°	632.9	10.1
40°-50°	931.4	14.9
50°-60°	1366.2	21.9
60°-70°	1527.2	24.4
70°-80°	747.7	12.0
80°-90°	197.4	3.2
90°-100°	0.0	0.0
100°-110°	0.0	0.0
110°-120°	0.0	0.0
120°-130°	0.0	0.0
130°-140°	0.0	0.0
140°-150°	0.0	0.0
150°-160°	0.0	0.0
160°-170°	0.0	0.0
170°-180°	0.0	0.0
0°-90°	6249.2	100.0
0°-180°	6249.2	100.0

Coefficient of Utilization



REPORT NUMBER: P270218

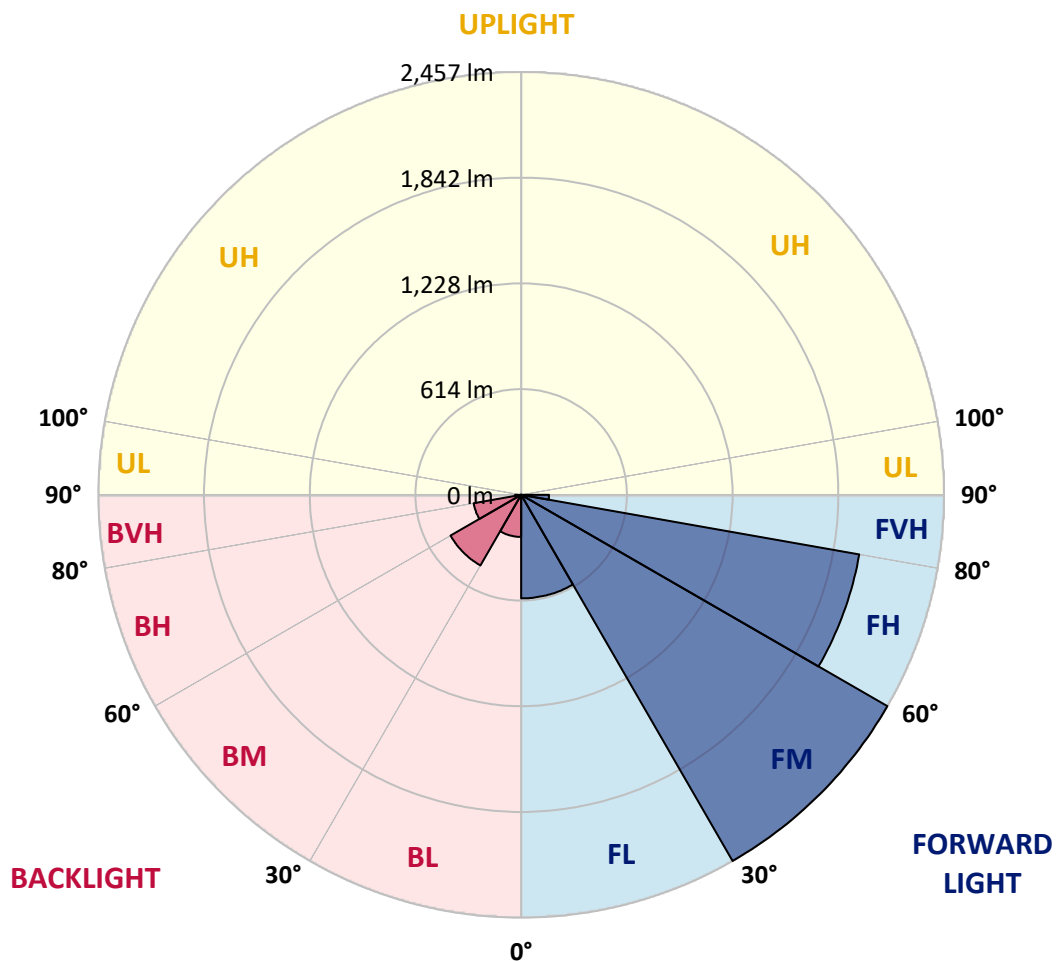
CATALOG NUMBER: GWC-AF-02-LED-E1-SLL-7027-600

LUMINAIRE CLASSIFICATION SYSTEM LUMEN TABLE AND BUG RATING:

Zone	Lumens	% Fixture	Zone Rating/Lumen Limit		
			B	U	G
FL (0°-30°)	601.8	9.6			
FM (30°-60°)	2456.6	39.3			
FH (60°-80°)	1994.5	31.9			G2/5000
FVH (80°-90°)	162.1	2.6			G2/225
BL (0°-30°)	244.7	3.9	B1/500		
BM (30°-60°)	473.9	7.6	B1/1000		
BH (60°-80°)	280.4	4.5	B1/500		G1/500
BVH (80°-90°)	35.3	0.6			G1/100
UL (90°-100°)	0.0	0.0		U0/0	
UH (100°-180°)	0.0	0.0		U0/0	

BUG Rating: B1-U0-G2

Type IV Short





REPORT NUMBER: P270218

CATALOG NUMBER: GWC-AF-02-LED-E1-SLL-7027-600

CANDELA DISTRIBUTION (FULL):

	0°	5°	15°	25°	35°	45°	55°	65°	75°	85°	90°
0°	2111.2	2111.2	2111.2	2111.2	2111.2	2111.2	2111.2	2111.2	2111.2	2111.2	2111.2
2.5°	2193.8	2228.8	2297.1	2348.3	2410.5	2425.0	2444.8	2425.2	2390.6	2344.5	2329.5
5°	2062.9	2137.7	2303.7	2449.7	2579.6	2639.9	2656.7	2607.1	2506.4	2374.1	2293.4
7.5°	1852.9	1959.5	2184.0	2399.2	2590.5	2703.4	2700.8	2585.1	2399.8	2184.5	2055.0
10°	1671.9	1793.6	2051.2	2291.7	2494.7	2604.2	2562.0	2413.9	2193.0	1945.0	1804.5
12.5°	1570.5	1689.8	1951.2	2192.8	2362.5	2400.2	2367.9	2222.9	2014.8	1764.0	1641.1
15°	1553.1	1684.0	1911.4	2107.9	2203.1	2170.0	2131.6	2066.6	1919.6	1705.6	1577.5
17.5°	1628.9	1773.3	1957.0	2048.8	2032.7	1975.3	1964.2	1971.5	1936.0	1770.5	1622.8
20°	1774.6	1947.7	2065.9	2020.9	1903.1	1824.1	1826.9	1937.1	2041.8	1935.0	1766.3
22.5°	1979.1	2176.6	2222.9	2035.6	1848.5	1754.7	1777.3	1956.0	2210.5	2175.5	1960.1
25°	2243.5	2423.5	2390.2	2089.3	1854.0	1763.4	1781.5	2021.2	2409.9	2416.0	2199.9
27.5°	2499.9	2666.8	2530.7	2160.5	1876.6	1783.6	1807.6	2124.0	2600.1	2677.0	2474.0
30°	2699.8	2815.8	2586.4	2225.3	1921.4	1823.1	1852.9	2221.6	2686.7	2853.2	2684.9
32.5°	2865.4	2948.7	2675.1	2305.7	2003.4	1885.3	1937.9	2340.1	2811.3	3020.9	2891.5
35°	3077.0	3100.6	2785.3	2395.4	2130.2	1993.5	2058.7	2456.1	2930.2	3190.3	3094.8
37.5°	3324.9	3294.4	2889.4	2517.9	2294.0	2162.8	2216.7	2583.6	3028.1	3382.3	3302.6
40°	3570.3	3496.7	3019.9	2708.3	2533.1	2362.5	2426.3	2719.7	3119.5	3574.6	3505.6
42.5°	3778.7	3669.8	3148.6	2917.5	2755.7	2582.5	2658.9	2856.7	3206.8	3738.8	3681.9
45°	3933.0	3797.7	3271.4	3118.5	3062.5	2875.2	2911.3	3013.8	3301.2	3875.9	3826.8
47.5°	4070.7	3926.1	3410.1	3321.2	3330.7	3255.8	3197.8	3196.4	3412.5	3987.9	3964.0
50°	4255.2	4104.4	3559.3	3530.0	3733.4	3683.6	3555.4	3409.7	3553.3	4115.0	4112.4
52.5°	4509.4	4386.8	3741.4	3755.1	4109.1	4141.8	3983.2	3666.1	3773.9	4348.2	4331.7
55°	4810.0	4738.5	3989.4	4013.6	4570.1	4593.6	4435.9	3986.6	4098.2	4686.0	4640.3
57.5°	5044.6	5029.5	4261.4	4324.3	4914.4	5019.5	4874.6	4357.6	4463.7	4970.4	4855.7
60°	5138.0	5211.2	4551.0	4637.5	5232.8	5349.2	5222.1	4683.6	4787.6	5088.2	4840.8
62.5°	5087.6	5251.0	4859.4	4852.3	5304.0	5429.4	5340.1	4865.0	5027.8	4966.5	4596.0
65°	4854.4	5107.9	5038.5	4796.9	5060.7	5071.0	5042.1	4783.8	5084.4	4582.3	4122.6
67.5°	4346.2	4711.0	4802.8	4322.9	4404.6	4337.6	4289.1	4340.0	4789.0	4006.1	3464.8
70°	3540.0	4088.9	4132.9	3457.5	3420.4	3375.4	3279.0	3558.1	4206.0	3283.3	2749.3
72.5°	2602.8	3180.0	3314.9	2535.8	2364.1	2373.4	2297.1	2681.5	3419.8	2439.0	2052.5
75°	1780.8	2302.6	2593.5	1769.5	1563.4	1567.2	1557.5	1900.1	2723.8	1696.7	1535.9
77.5°	1300.9	1645.2	1956.0	1189.6	1155.0	1133.7	1128.5	1329.4	2088.3	1231.8	1192.7
80°	1044.0	1215.3	1314.0	824.5	886.6	884.9	856.4	914.1	1363.7	901.1	892.1
82.5°	724.2	934.1	1064.6	646.2	598.5	588.5	595.3	680.8	963.9	616.0	585.8
85°	382.0	620.4	1054.3	572.7	355.2	283.4	352.4	557.6	835.2	326.4	285.8
87.5°	48.8	179.3	698.1	228.4	140.1	75.5	167.4	314.0	536.3	66.7	58.1
90°	0.0	0.0	0.0	0.0	0.0	0.0	0.0	0.0	0.0	0.0	0.0



REPORT NUMBER: P270218

CATALOG NUMBER: GWC-AF-02-LED-E1-SLL-7027-600

CANDELA DISTRIBUTION (continued):

	95°	105°	115°	125°	135°	145°	155°	165°	175°	180°	185°
0°	2111.2	2111.2	2111.2	2111.2	2111.2	2111.2	2111.2	2111.2	2111.2	2111.2	2111.2
2.5°	2290.6	2245.0	2185.1	2129.8	2072.5	2015.4	1940.9	1894.2	1861.8	1855.7	1842.0
5°	2235.0	2083.1	1968.4	1869.2	1779.2	1652.1	1581.6	1523.2	1491.9	1488.9	1481.2
7.5°	1978.3	1768.9	1613.8	1473.4	1345.9	1243.3	1129.9	1077.0	1055.2	1060.4	1065.6
10°	1711.5	1477.2	1299.2	1155.6	1043.3	956.8	865.6	804.3	761.7	753.0	751.3
12.5°	1516.2	1259.3	1086.6	985.3	898.3	816.9	720.4	647.9	592.6	573.7	561.0
15°	1433.9	1152.9	971.8	862.6	766.8	663.4	573.7	497.8	446.9	430.5	421.1
17.5°	1451.4	1123.3	892.8	753.0	630.4	522.5	409.4	344.6	314.0	306.1	306.1
20°	1543.5	1117.9	827.6	652.0	499.2	374.1	281.3	244.2	234.3	233.3	236.1
22.5°	1672.6	1137.1	778.8	564.5	387.9	273.2	219.1	205.4	201.0	201.9	205.2
25°	1865.1	1202.0	743.3	486.4	304.3	223.7	195.6	187.2	185.2	187.9	191.7
27.5°	2093.1	1266.9	721.3	427.8	256.9	204.5	185.9	177.2	178.7	182.0	185.5
30°	2293.4	1320.1	686.8	385.8	242.3	205.4	185.9	174.2	172.8	173.6	174.5
32.5°	2473.0	1356.3	646.2	345.9	208.9	182.4	173.6	171.8	164.2	161.4	161.9
35°	2627.9	1356.3	621.7	322.6	187.2	161.9	147.4	138.8	135.0	135.4	139.1
37.5°	2777.4	1329.1	609.8	309.6	175.6	153.9	141.3	133.7	128.5	127.5	128.2
40°	2909.3	1289.5	596.0	304.0	166.6	149.1	137.1	131.0	125.5	123.6	124.1
42.5°	3015.2	1257.6	580.9	296.8	161.2	145.6	134.3	128.8	122.7	120.9	120.6
45°	3129.4	1246.9	561.0	282.3	163.9	146.1	133.7	127.7	121.6	119.6	118.8
47.5°	3280.3	1280.4	540.4	265.2	169.7	147.7	134.7	127.7	121.4	119.6	118.8
50°	3470.2	1358.6	514.3	240.1	163.9	152.5	134.3	126.8	121.4	119.6	118.1
52.5°	3714.1	1464.4	480.0	211.3	160.4	164.2	133.7	124.8	119.6	117.1	114.8
55°	4010.7	1551.1	439.0	187.6	152.5	161.2	132.6	122.3	116.8	113.4	111.3
57.5°	4227.8	1582.3	386.5	172.1	141.6	155.9	131.2	119.3	113.4	110.6	107.8
60°	4184.8	1521.8	342.2	162.6	135.0	140.9	130.3	116.5	110.3	108.2	105.8
62.5°	3841.0	1363.7	313.7	158.0	131.0	128.5	131.2	113.7	107.5	105.6	104.8
65°	3325.3	1130.5	302.3	157.1	127.5	121.4	122.0	110.6	104.5	102.8	102.0
67.5°	2743.1	912.4	292.4	160.4	123.0	116.2	112.6	106.4	101.4	99.6	98.3
70°	2163.2	758.9	287.8	158.5	117.5	111.0	107.2	102.0	97.6	95.8	94.9
72.5°	1742.1	641.0	285.5	156.3	110.3	104.2	100.7	96.2	91.4	90.6	89.7
75°	1474.1	503.9	261.4	149.7	102.0	95.8	93.5	89.3	84.5	84.5	83.8
77.5°	1137.1	364.5	217.5	132.6	93.5	86.5	84.5	81.4	75.9	77.0	76.6
80°	839.9	237.7	170.0	110.0	82.9	76.3	75.3	72.1	66.4	67.7	67.7
82.5°	575.5	155.9	122.3	90.0	70.7	64.6	64.6	61.5	54.9	55.7	57.8
85°	289.0	107.2	91.4	69.8	54.9	51.9	51.9	49.4	42.9	43.3	46.1
87.5°	87.9	64.6	60.5	49.9	39.5	38.8	37.1	35.5	31.4	30.9	32.7
90°	0.0	0.0	0.0	0.0	0.0	0.0	0.0	0.0	0.0	0.0	0.0



REPORT NUMBER: P270218

CATALOG NUMBER: GWC-AF-02-LED-E1-SLL-7027-600

CANDELA DISTRIBUTION (continued):

	195°	205°	215°	225°	235°	245°	255°	265°	270°	275°	285°
0°	2111.2	2111.2	2111.2	2111.2	2111.2	2111.2	2111.2	2111.2	2111.2	2111.2	2111.2
2.5°	1821.0	1801.5	1777.7	1725.6	1707.9	1707.0	1722.8	1706.3	1738.0	1724.4	1739.3
5°	1468.5	1449.3	1422.8	1356.3	1315.7	1288.2	1275.1	1236.6	1264.5	1244.2	1261.1
7.5°	1080.0	1084.6	1066.9	1027.8	939.5	895.3	869.1	845.8	866.1	864.0	896.2
10°	759.2	771.3	758.9	719.4	647.9	623.6	628.4	637.5	664.0	677.9	727.5
12.5°	546.6	545.9	537.9	502.6	455.5	458.2	477.9	494.0	518.4	532.9	583.7
15°	408.1	401.9	398.5	369.7	342.9	348.7	358.3	360.0	375.5	384.0	425.3
17.5°	308.5	311.6	315.3	294.7	274.5	270.7	263.2	254.0	258.4	260.1	280.7
20°	245.0	257.4	266.5	252.2	231.6	220.5	210.9	204.8	204.8	204.5	210.3
22.5°	214.1	223.0	232.9	223.0	204.5	194.8	189.4	184.5	183.9	183.9	189.4
25°	197.2	203.7	213.3	206.5	192.7	185.5	180.4	174.2	171.8	171.0	174.9
27.5°	189.0	191.7	196.5	190.4	178.7	175.2	173.8	168.3	165.3	163.5	167.4
30°	174.9	174.2	174.5	168.3	159.1	158.7	161.2	162.1	161.2	160.7	166.6
32.5°	161.9	160.4	160.1	154.6	146.1	144.0	146.1	148.1	150.5	153.9	160.7
35°	145.3	148.8	150.8	146.1	135.7	129.5	127.1	123.3	121.4	121.4	129.1
37.5°	132.3	140.1	143.3	138.8	127.5	118.8	114.8	114.1	114.4	115.8	123.3
40°	127.7	133.7	136.5	132.0	120.6	112.6	110.3	109.7	110.3	112.4	120.0
42.5°	125.0	129.1	128.8	123.3	114.1	108.5	107.2	106.4	107.2	109.2	117.5
45°	122.7	125.5	122.7	116.2	107.5	104.8	105.1	104.8	105.6	107.5	115.4
47.5°	120.6	121.6	118.1	111.7	102.8	102.0	103.5	104.5	105.1	106.9	115.2
50°	117.5	117.5	114.4	107.5	98.6	99.0	100.7	103.0	103.5	105.6	112.0
52.5°	113.7	113.4	111.3	104.8	95.2	96.2	96.2	99.0	99.6	102.0	109.0
55°	110.6	110.0	109.0	102.8	92.0	93.9	92.7	93.9	95.5	97.9	105.6
57.5°	107.8	106.4	106.4	101.0	89.7	90.4	87.9	89.3	91.4	93.5	101.4
60°	105.1	103.8	104.5	98.6	85.9	85.2	84.3	87.0	87.7	90.0	97.9
62.5°	102.0	101.0	101.4	95.8	83.2	81.4	81.4	83.8	84.3	87.7	95.2
65°	99.6	98.3	97.9	93.2	80.0	78.1	79.1	80.0	80.8	84.3	91.4
67.5°	97.2	94.5	94.5	90.6	76.6	74.6	76.6	76.3	77.3	80.4	86.2
70°	94.1	90.4	90.6	89.0	73.2	70.7	72.6	72.1	72.9	74.9	80.8
72.5°	89.3	86.2	87.0	86.2	69.8	66.4	67.1	67.1	67.1	68.7	74.9
75°	83.2	80.8	82.9	84.5	65.7	60.8	61.5	61.5	60.5	61.5	69.1
77.5°	75.5	74.2	81.0	78.7	60.8	54.9	54.9	54.3	52.2	53.5	61.9
80°	67.4	66.4	74.9	65.9	55.3	47.8	47.2	45.4	43.3	44.3	52.6
82.5°	58.7	57.8	62.9	50.6	47.8	39.5	37.8	34.8	32.7	33.6	41.2
85°	48.1	48.1	48.5	38.2	36.4	30.3	28.1	24.1	21.6	22.4	29.6
87.5°	34.3	35.5	32.7	26.1	21.6	16.9	15.5	13.0	11.0	12.8	15.5
90°	0.0	0.0	0.0	0.0	0.0	0.0	0.0	0.0	0.0	0.0	0.0



REPORT NUMBER: P270218

CATALOG NUMBER: GWC-AF-02-LED-E1-SLL-7027-600

CANDELA DISTRIBUTION (continued):

	295°	305°	315°	325°	335°	345°	355°	360°
0°	2111.2	2111.2	2111.2	2111.2	2111.2	2111.2	2111.2	2111.2
2.5°	1814.8	1852.7	1895.6	1950.5	1997.7	2074.8	2149.0	2193.8
5°	1356.9	1419.9	1498.2	1598.8	1692.5	1833.4	1973.1	2062.9
7.5°	971.2	1038.5	1123.1	1248.7	1381.4	1561.0	1745.8	1852.9
10°	803.5	872.6	943.7	1028.5	1137.1	1332.5	1551.1	1671.9
12.5°	664.7	738.5	815.2	904.6	1005.2	1179.7	1431.4	1570.5
15°	508.8	591.3	681.5	794.6	920.7	1122.3	1402.0	1553.1
17.5°	348.7	440.8	551.6	691.2	845.5	1103.7	1454.8	1628.9
20°	240.1	307.1	425.6	589.2	774.7	1101.3	1556.6	1774.6
22.5°	201.0	230.9	317.5	495.3	721.3	1130.8	1714.1	1979.1
25°	185.9	203.7	253.5	413.9	682.6	1198.9	1931.3	2243.5
27.5°	177.0	193.0	230.1	360.7	652.0	1277.8	2142.5	2499.9
30°	180.4	196.9	223.7	333.6	610.5	1343.9	2330.2	2699.8
32.5°	162.6	169.7	191.7	309.6	580.6	1399.2	2494.4	2865.4
35°	138.5	151.2	171.0	298.1	581.3	1436.3	2673.3	3077.0
37.5°	132.0	144.6	159.1	294.0	589.2	1475.7	2878.7	3324.9
40°	127.7	139.4	151.9	291.7	596.7	1511.8	3080.0	3570.3
42.5°	125.0	135.7	151.2	283.4	600.4	1544.1	3245.5	3778.7
45°	124.8	135.7	153.9	275.2	606.4	1578.9	3384.4	3933.0
47.5°	125.0	140.1	148.8	265.2	606.4	1636.9	3547.1	4070.7
50°	123.6	147.7	143.3	251.2	592.3	1746.8	3770.5	4255.2
52.5°	123.0	146.8	132.6	229.4	567.9	1921.4	4056.7	4509.4
55°	121.4	141.6	125.0	197.2	539.3	2111.6	4363.1	4810.0
57.5°	119.6	125.5	120.9	169.1	495.3	2245.7	4574.0	5044.6
60°	133.9	109.7	117.5	155.2	436.7	2282.4	4565.7	5138.0
62.5°	124.1	102.8	113.0	152.3	395.4	2179.3	4354.9	5087.6
65°	97.2	98.3	108.5	161.2	384.5	1906.3	3981.1	4854.4
67.5°	89.0	93.9	104.2	172.5	385.5	1526.3	3422.5	4346.2
70°	83.8	89.0	99.0	178.4	388.2	1137.8	2706.0	3540.0
72.5°	78.1	82.5	93.2	179.3	370.3	826.5	2085.5	2602.8
75°	71.1	75.3	84.9	156.3	306.9	573.4	1595.3	1780.8
77.5°	63.2	66.4	74.6	120.6	227.8	366.9	1197.5	1300.9
80°	54.0	55.7	62.5	88.4	155.9	229.4	947.4	1044.0
82.5°	43.3	43.9	48.5	66.4	101.4	147.4	634.6	724.2
85°	30.6	30.6	33.3	48.1	69.1	93.5	344.6	382.0
87.5°	14.5	14.8	14.8	26.5	36.1	47.4	79.4	48.8
90°	0.0	0.0	0.0	0.0	0.0	0.0	0.0	0.0

(END OF REPORT)